

GridBee Timer Disconnect Panel

Monitoring: 100264

Monitoring

The GridBee Timer Disconnect accessory package offers the ability to manually switch your GridBee mixer on and off. The unit is contained within a NEMA 4X enclosure to be mounted near the 120 VAC power source. Basic features include 120VAC contactor, On/Off 2-position switch, electric timer and operation indication light. Certified UL508.

On/Off Control

Manual two position switch only. Remote On/Off control not included.

Specifications:

Power Source Required

120VAC, 20 Amp outdoor rated receptacle

Enclosure

8 inch X 6 inch X 4 inch, NEMA 4X molded Carlon®
Mounting Feet Hole Pattern: 4.25" W X 6.75" H
Back Insert Hole Pattern: 4.25 inch W X 6.25 inch H

Timer

16A resistive, 8A FLA rated, single and double pole contact configuration, 8V A power consumption, CR2032 (1.5V Lithium) with 3 years battery life, 8 On and Off cycles, one minute minimum interval.

Shipping Size/Weight

18 inch X 15 inch X 8 inch, 7lbs

Warranty

Reference GridBee Submersible Mixer Limited Replacement Warranty.



Figure 1: GridBee Timer Disconnect Box, External


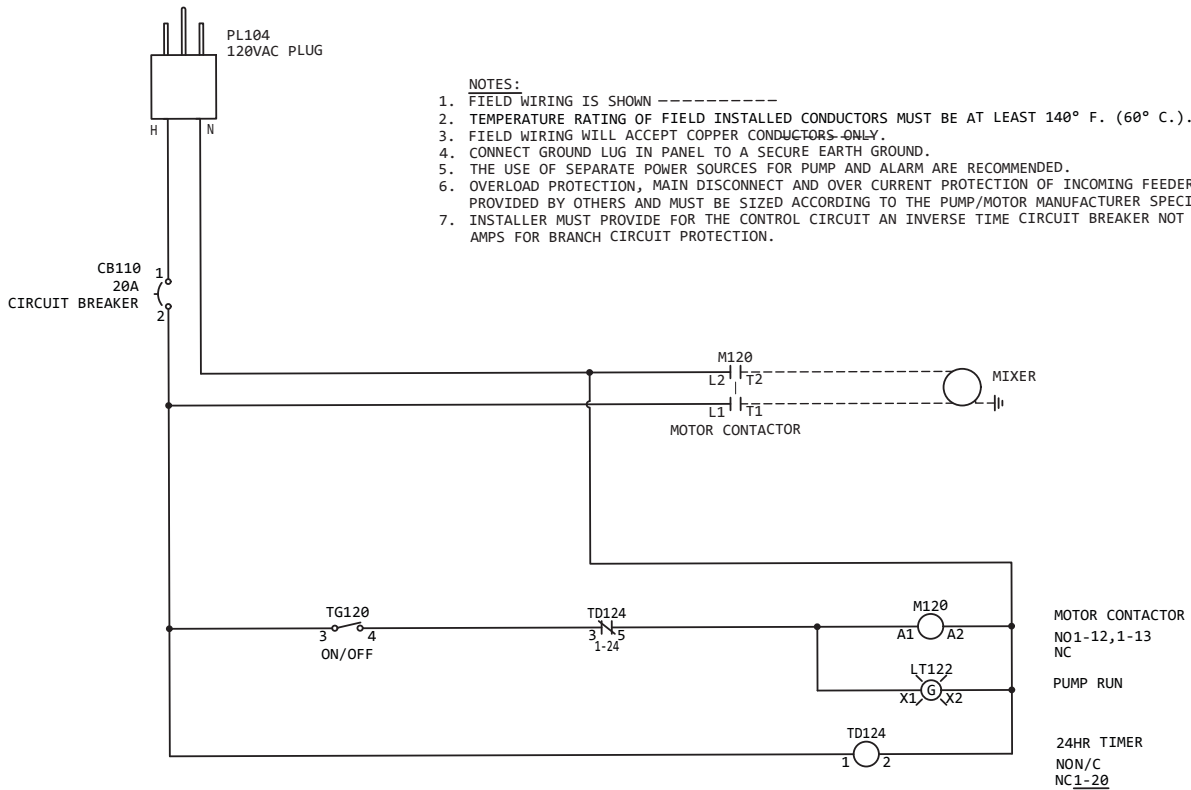


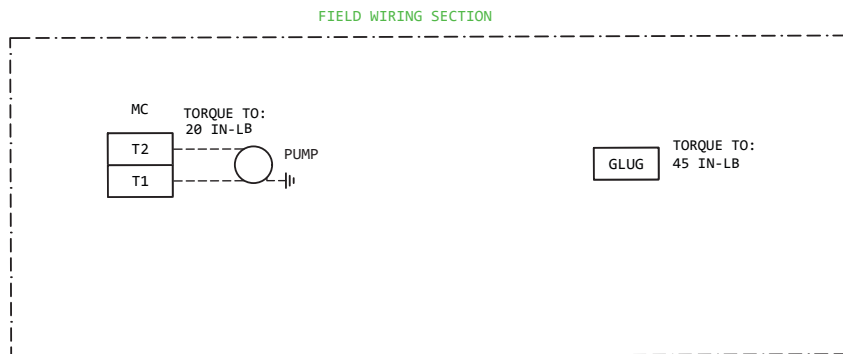
Figure 2: GridBee Timer Disconnect Box, Internal

GridBee Timer Disconnect Panel Electric Schematic

1-00
1-01
1-02
1-03
1-04
1-05
1-06
1-07
1-08
1-09
1-10
1-11
1-12
1-13
1-14
1-15
1-16
1-17
1-18
1-19
1-20
1-21
1-22
1-23
1-24
1-25
1-48



1-51
1-52
1-53
1-54
1-55
1-56
1-57
1-58
1-59
1-60
1-61
1-63



MEDORA 100264		IFS DESCRIPTION LIT, SCHEMATIC, MEDORA GS SERIES NO SCADA	
DRAWN BY GDV	DATE 6/19/15	PROJECT NUMBER 1044554	SHEET NUMBER 1 OF 1
APPROVED BY ACB	DATE 6/19/15		REV B